
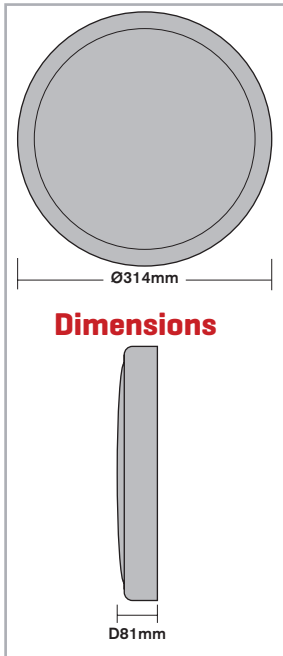



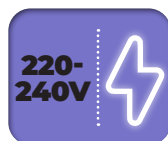


# POLO X BULKHEADS



CODE	DESCRIPTION	LUMEN OUTPUT	LM/W	CRI	POWER FACTOR	DIMENSIONS (Ø X D MM)	WEIGHT (KG)	REPLACES OLD CODE
POLX13	POLO X BULKHEAD IP65 WHITE 13W 4000K	1300 lm	100	>80	0.9	314 x 81	0.9	POL14LED
POLX13E	POLO X BULKHEAD IP65 WHITE 13W 4000K C/W 3HR EM	1300 lm (145 lm in EM)	100	>80	0.8	314 x 81	1.05	POL14LEDE
POLX13/MS	POLO X BULKHEAD IP65 WHITE 13W 4000K C/W M/W	1300 lm	100	>80	0.85	314 x 81	1.0	POL14LEDMS
POLX13/MSCF	POLO X BULKHEAD IP65 WHITE 13W 4000K C/W M/W + CF	1300 lm	100	>80	0.85	314 x 81	0.96	POL14LEDMSCF
POLX13E/MS	POLO X BULKHEAD IP65 WHITE 13W 4000K C/W M/W & 3HR EM	1300 lm (145 lm in EM)	100	>80	0.75	314 x 81	1.15	POL14LEDEMS
POLX13E/MSCF	POLO X BULKHEAD IP65 WHITE 13W 4000K C/W M/W + CF & 3HR EM	1300 lm (145 lm in EM)	100	>80	0.75	314 x 81	1.12	POL14LEDEMSCF
POLX/B	POLO X BULKHEAD IP65 BODY ONLY (USE GTC13 GEAR TRAYS)	-	-	-	-	314 x 81	0.27	POLB
POLX13/CB	POLO X CHROME BEZEL ONLY FOR POLX13 & POLX/B	-	-	-	-	320 x 49	0.15	POL14CT

M/W = Microwave Detector      CF = Corridor Function





# POLO X BULKHEADS

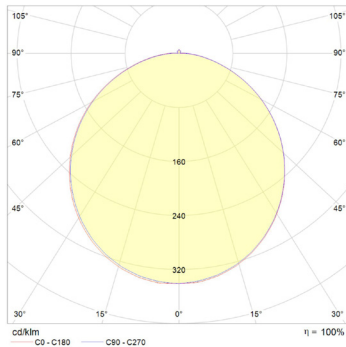
**Description**

The POLO X Bulkheads are IP65 rated & have a UV stabilised body / diffuser making them suitable for outdoor applications. These luminaires are of the same popular design as our old POLO range but have a higher efficacy & improved emergency lumen output.

**Key Features**

- Lifetime 30,000hrs
- Working Temperature -20°C to 40°C [0°C to 40°C on emergency options]
- UV Stabilised body/diffuser, suitable for use outdoors
- Higher efficacy 100lm/W
- Improved emergency lumen output
- Same popular design [for replacement / matching up existing bulkheads]
- Body only designed for use with the new GTC range of Gear Trays but also fully compatible with the old E15 range
- \* NOTE: Emergency battery guarantee is 1 year

**Photometric Light Distribution Curve**



- Wattage: 13W
- Lumen Output: 1300lm
- LOR: 100%

**Maximum Fittings Per Circuit**

Automatic Circuit Breaker Type (ACB)	B6	B10	B13	B16	B20	C10	C13	C16	C20
Rated current (Ampere)	6A	10A	13A	16A	20A	10A	13A	16A	20A
Cable Size (mm <sup>2</sup> )	1.5mm <sup>2</sup>	1.5mm <sup>2</sup>	1.5mm <sup>2</sup>	1.5mm <sup>2</sup>	1.5mm <sup>2</sup>	1.5mm <sup>2</sup>	1.5mm <sup>2</sup>	1.5mm <sup>2</sup>	2.5mm <sup>2</sup>
POLX13	40	70	90	120	150	70	90	120	150
POLX13E	35	65	85	110	140	65	85	110	140
POLX13/MS	40	70	90	120	150	70	90	120	150
POLX13E/MS	35	65	85	110	140	65	85	110	140
POLX13/MSCF	40	70	90	120	150	70	90	120	150
POLX13E/MSCF	35	65	85	110	140	65	85	110	140